

TOP SCORERS



CANADA

74/100



URUGUAY

73/100



CHILE

67/100



UNITED STATES

67/100



BOTTOM SCORERS



HAITI

20/100



NICARAGUA

20/100



VENEZUELA

14/100

**PRESENTACIÓN  
DRA. MARTHA  
PATRICIA MOLINA**

**NICARAGUA ENTRE  
LOS TRES PAÍSES  
MÁS CORRUPTOS  
DE LA REGIÓN**

**Viernes 28 de  
enero 2021  
6:00 pm**

 **zoom**

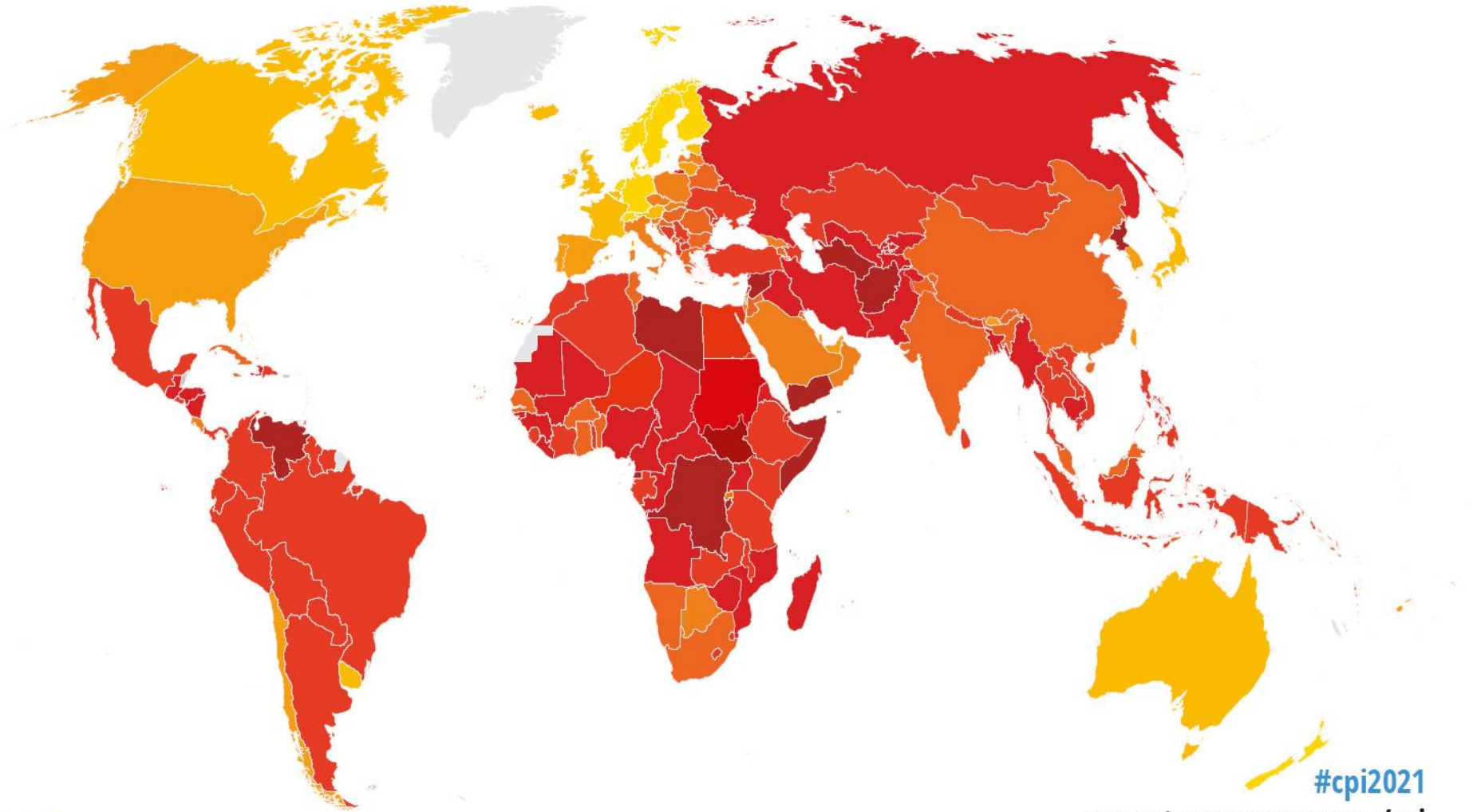
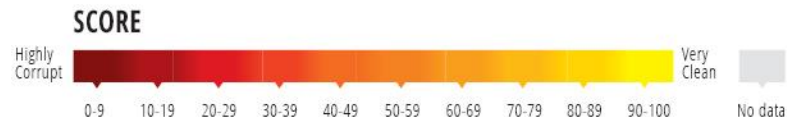
**Previo a la  
presentación  
se compartirá  
enlace zoom**





# CORRUPTION PERCEPTIONS INDEX 2021

The perceived levels of public sector corruption in 180 countries/territories around the world.



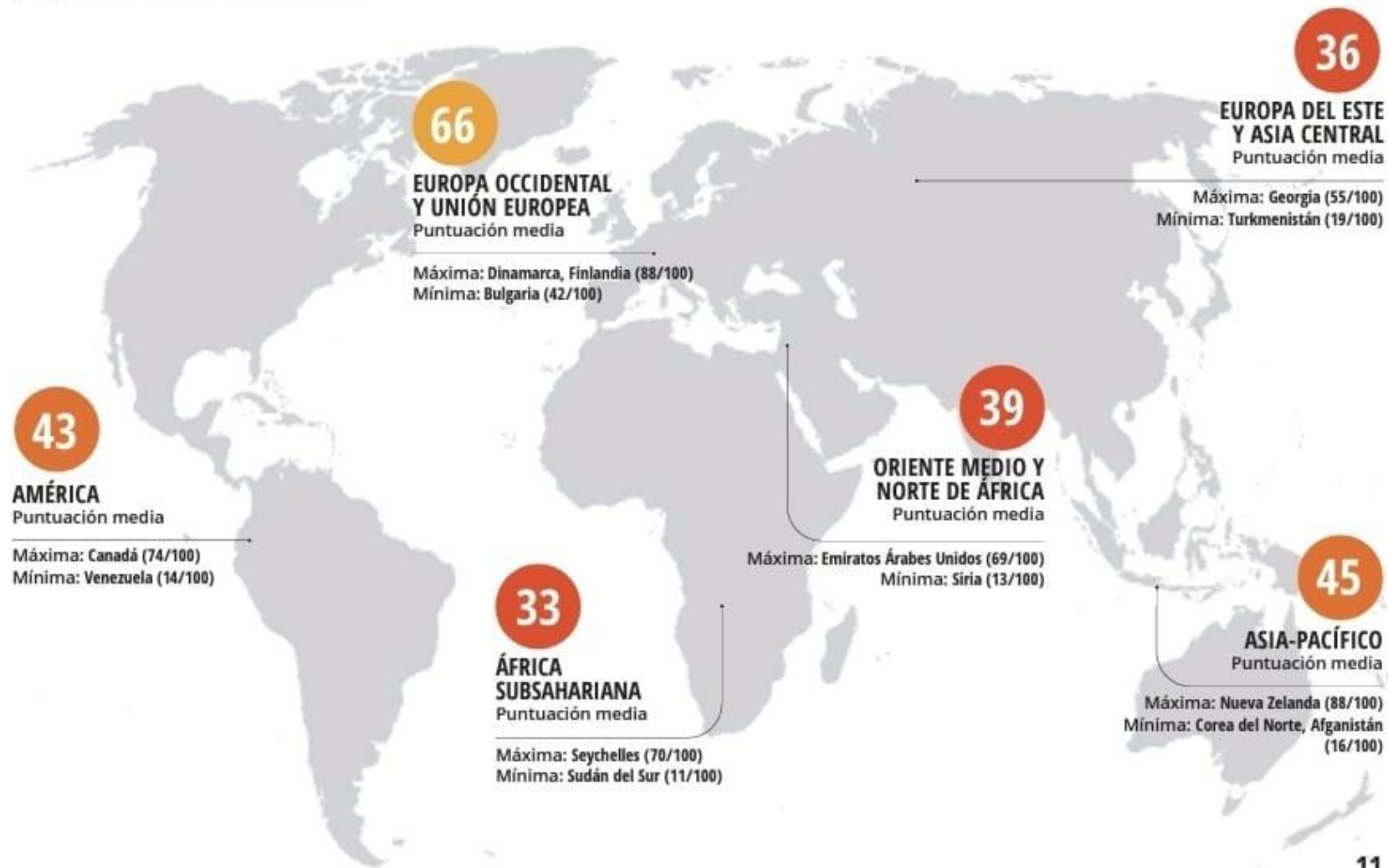
#cpi2021

[www.transparency.org/cpi](http://www.transparency.org/cpi)

This work from Transparency International (2021) is licensed under CC BY-ND 4.0 

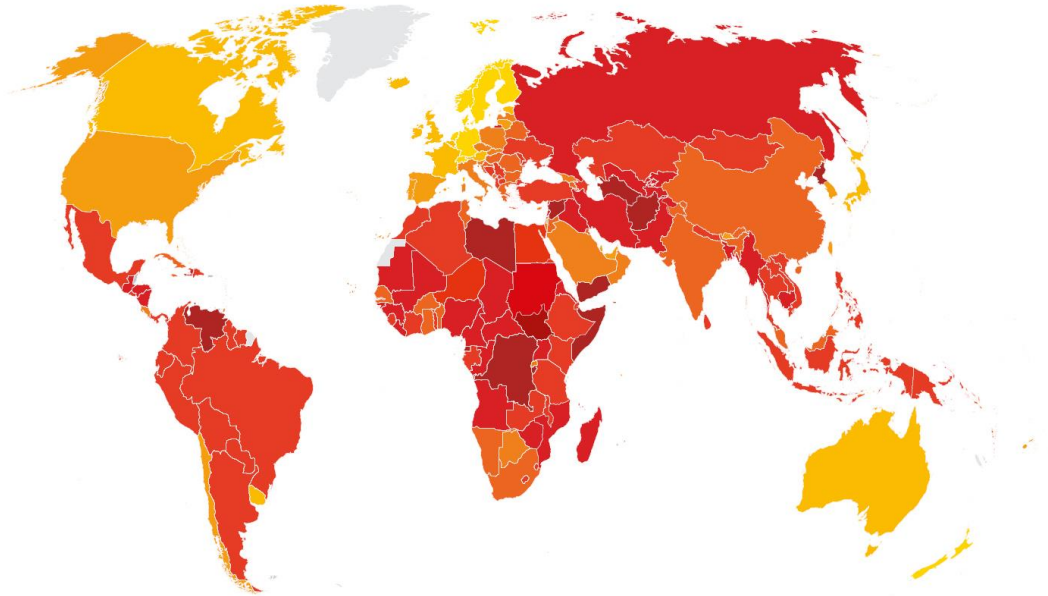
# RESULTADOS POR REGIÓN

Puntuaciones medias por región, con los países que han obtenido la mejor y la peor puntuación de cada una.



# CORRUPTION PERCEPTIONS INDEX 2021

The perceived levels of public sector corruption in 180 countries/territories around the world.



**SCORE COUNTRY/TERRITORY**

88	Denmark
88	Finland
88	New Zealand
85	Norway
85	Singapore
85	Sweden
84	Switzerland
82	Netherlands
81	Luxembourg
80	Germany
78	United Kingdom
76	Hong Kong
74	Canada
74	Iceland
74	Ireland
74	Estonia
74	Austria
73	Australia
73	Belgium
73	Japan
73	Uruguay
71	France
70	Seychelles
69	United Arab Emirates
68	Bhutan
68	Taiwan

67	Chile
67	United States of America
65	Barbados
64	Bahamas
63	Qatar
62	Korea, South
62	Portugal
61	Lithuania
61	Spain
59	Israel
59	Latvia
59	Saint Vincent and the Grenadines
58	Cabo Verde
58	Costa Rica
57	Slovenia
56	Italy
56	Poland
56	Saint Lucia
55	Botswana
55	Dominica
55	Fiji
55	Georgia
54	Czechia
54	Malta
54	Mauritius
53	Grenada

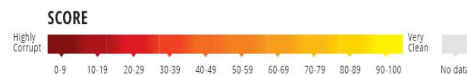
53	Cyprus
53	Rwanda
53	Saudi Arabia
52	Oman
52	Slovakia
49	Armenia
49	Greece
49	Jordan
49	Namibia
48	Malaysia
47	Croatia
46	Cuba
46	Montenegro
45	China
45	Romania
45	Sao Tome and Principe
45	Vanuatu
44	Jamaica
44	South Africa
44	Tunisia
43	Ghana
43	Hungary
43	Kuwait
43	Senegal
43	Solomon Islands
42	Bahrain
42	Benin

42	Burkina Faso
42	Bulgaria
41	Timor-Leste
41	Belarus
41	Trinidad and Tobago
40	India
40	Maldives
39	Kosovo
39	Colombia
39	Ethiopia
39	Guyana
39	Morocco
39	North Macedonia
39	Suriname
39	Tanzania
39	Vietnam
38	Argentina
38	Brazil
38	Indonesia
38	Lesotho
38	Serbia
38	Turkey
37	Gambia
37	Kazakhstan
37	Sri Lanka
36	Cote d'Ivoire
36	Ecuador

36	Moldova
36	Panama
36	Peru
35	Albania
35	Bosnia and Herzegovina
35	Malawi
35	Mongolia
35	Thailand
34	El Salvador
34	Sierra Leone
33	Egypt
33	Nepal
33	Philippines
33	Ukraine
32	Algeria
32	Eswatini
32	Ukraine
31	Gabon
31	Mexico
31	Niger
31	Papua New Guinea
30	Azerbaijan
30	Bolivia
30	Djibouti
30	Dominican Republic

30	Laos
30	Paraguay
30	Togo
30	Kenya
29	Angola
29	Liberia
29	Mali
29	Russia
28	Mauritania
28	Myanmar
28	Pakistan
28	Uzbekistan
27	Cameroon
27	Kyrgyzstan
27	Uganda
26	Bangladesh
26	Madagascar
26	Mozambique
25	Guatemala
25	Guinea
25	Iran
25	Tajikistan
24	Lebanon
24	Nigeria
24	Central African Republic
23	Cambodia
23	Honduras

23	Iraq
23	Zimbabwe
22	Eritrea
21	Congo
21	Guinea Bissau
20	Chad
20	Comoros
20	Haiti
20	Nicaragua
20	Sudan
19	Burundi
19	Democratic Republic of the Congo
19	Turkmenistan
17	Equatorial Guinea
17	Libya
16	Afghanistan
16	Korea, North
16	Yemen
14	Venezuela
13	Somalia
13	Syria
11	South Sudan



#cpi2021

[www.transparency.org/cpi](http://www.transparency.org/cpi)

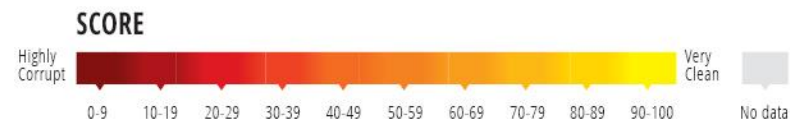


# CORRUPTION PERCEPTIONS INDEX 2021

## AMERICAS

43/100

AVERAGE SCORE



SCORE	COUNTRY/TERRITORY
74	Canada
73	Uruguay
67	Chile
67	United States of America
65	Barbados
64	Bahamas
59	Saint Vincent and the Grenadines
58	Costa Rica
56	Saint Lucia
55	Dominica
53	Grenada
46	Cuba
44	Jamaica
41	Trinidad and Tobago
39	Colombia
39	Guyana
39	Suriname
38	Argentina
38	Brazil
36	Ecuador
36	Panama
36	Peru
34	El Salvador
31	Mexico
30	Bolivia
30	Dominican Republic
30	Paraguay
25	Guatemala
23	Honduras
20	Haiti
20	Nicaragua
14	Venezuela

#cpi2021

[www.transparency.org/cpi](http://www.transparency.org/cpi)

This work from Transparency International (2021) is licensed under CC BY-ND 4.0



TOP SCORERS

- CANADA  
74/100
- URUGUAY  
73/100
- CHILE  
67/100
- UNITED STATES  
67/100

BOTTOM SCORERS

- HAITI  
20/100
- NICARAGUA  
20/100
- VENEZUELA  
14/100

# DECLINANTES SIGNIFICATIVOS

---

ST. LUCIA (56)



Since 2014

NICARAGUA (20)



Since 2012

GUATEMALA (25)



Since 2012